

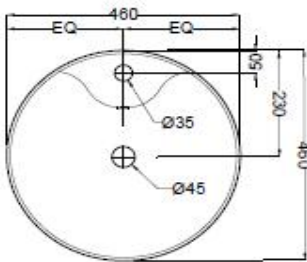
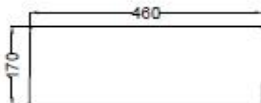


		JDS-WHT-25935					
SPECIFICATION DATA SHEET							
PRODUCT DETAILS							
Manufacturer :	Jaquar	Type:	Tabel top basin				
Range	JDR	Colour:	White				
Outlet	Horizontal	Material:	Ceramic - Vitreous China				
Technical Details:	Diameter of the tap hole 35 Ø+2 -1 mm,	BOM doc.NO.	JSW/01/2018/0102				
	ID of waste outlet hole 45 Ø+2 -1 mm						
	Horizontal distance between the Bowl edge and the center line of the waste outlet hole ≤ 180 mm						
ARTICLE NAME: TABLE TOP BASIN							
							
TECHNICAL DIMENSIONS							
							
TOP VIEW		FRONT VIEW					
ALL DIMENSIONS ARE IN MM. (TOLERANCE ± 5 MM)							
PRODUCT DIMENSIONS			USP				
Length (mm)	Width (mm)	Height (mm)	Net weight (kg)				
460	460	170	10.45				
			Round Shaped with tap hole and over flow hole, anti germ glaze				
ACCESSORIES PROVIDED							
Overflow hole Cap			ZPS-WHT-9012				
CARE AND CLEANING GUIDELINES							
<p>★ Vitreous china sanitary ware products are fragile in nature and need to be handled with care (to avoid personal injury) at all times during its storage, handling, installation and use thereafter.</p> <p>★ The product is heavy and it is recommended that two persons hold it while it is being fixed.</p> <p>★ Carefully inspect the new product for damage before installation.</p> <p>★ Risk of product damage. Over tightening may cause breakage or chipping of vitreous china.</p> <p>★ Risk of external leakage. Do not lift or rock the bowl after placement.</p> <p>★ Always test your cleaning solution on an inconspicuous area on the product before applying it to the entire surface.</p> <p>★ Do not allow cleaners to sit or soak on the product.</p> <p>★ Use a soft, dampened sponge or cloth to clean. Never use abrasive material like a bristle brush or scouring pad.</p> <p>★ Wipe surfaces clean and rinse completely with water immediately after applying cleaners.</p> <p>★ Clean Chrome, stainless steel surfaces once a week. Do not use cleaners containing chloride on chrome, stainless steel. If used, rinse the surface immediately to prevent corrosion.</p> <p>★ Wherever chrome plating is used on the products, use only warm water to clean and then dry with a soft cloth.</p>							
CERTIFICATION							
Compliance : IS 2556.4:2004, IS 2556.1:1994, BS EN 14688 :2015							
All technical dimensions are in accordance to British standards, Bureau of Indian Standards							
PACKAGING DETAIL			LOADING PALLET DETAIL				
Length (mm)	Width (mm)	Height (mm)	Gross Weight(kg)	Length (mm)	Width (mm)	Height (mm)	no of pieces on pallet
475	465	190	11.6	1140	1140	2285	56
							
Prepared By Designer Date		Controlled By Quality control		Verified By Product Manager		Approved By Sanitary ware Head	
Revision/Version		1		Plotter Updated on		Month	
						09-Jul	
						Year	
						2018	